SELebrate the Growth in Mindset and Skill Set

C.C.C. Heep Woh Primary School (Cheung Sha Wan)

‘Seed’ Project: Building Character through Characters: Implementing Social and Emotional Learning in the English Language Classroom through Stories

C.C.C. Heep Woh Primary School (Cheung Sha Wan)

C.C.C. Heep Woh Primary School (Cheung Sha Wan)

Moral Education in school:

- Building relationships
- Happy learning
- Kindness at home
- Self-management
- Love and care towards animals

C.C.C. Heep Woh Primary School (Cheung Sha Wan)

P1

P2

2A

2B

2C

2D

2E

Selecting appropriate books for the development of SEL competency

text

Less “bulky” text compared to our first tryout book

visuals

Visuals supplement the text really well.

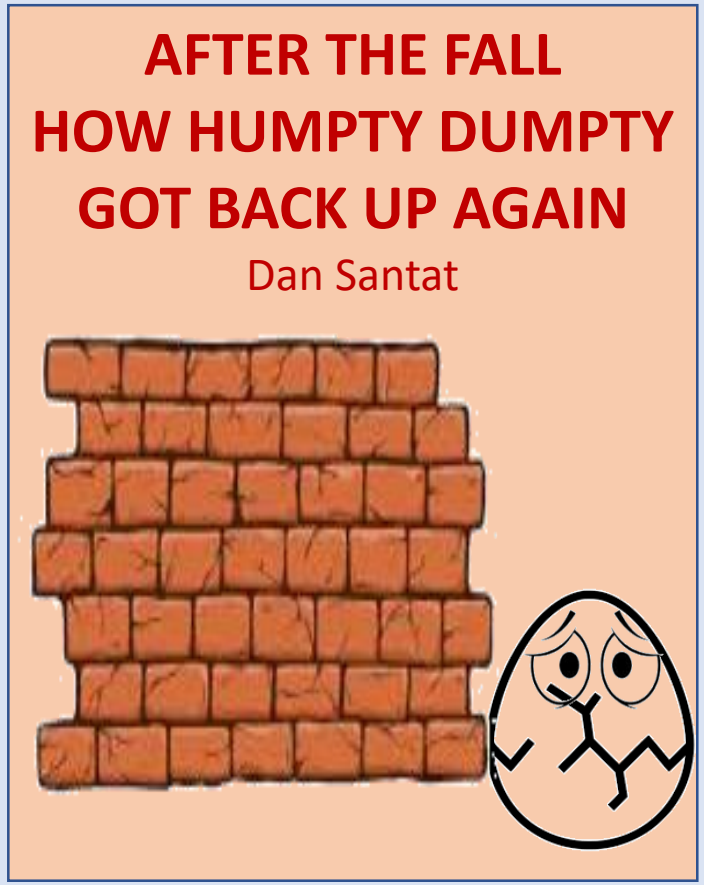

plot

A plot that is quite simple and fits with students of all abilities

character

A main character with a lot of layers and great opportunity to explore him more

Lesson arrangement

P2 students

1 lesson per week

6 weeks

6 lessons in total

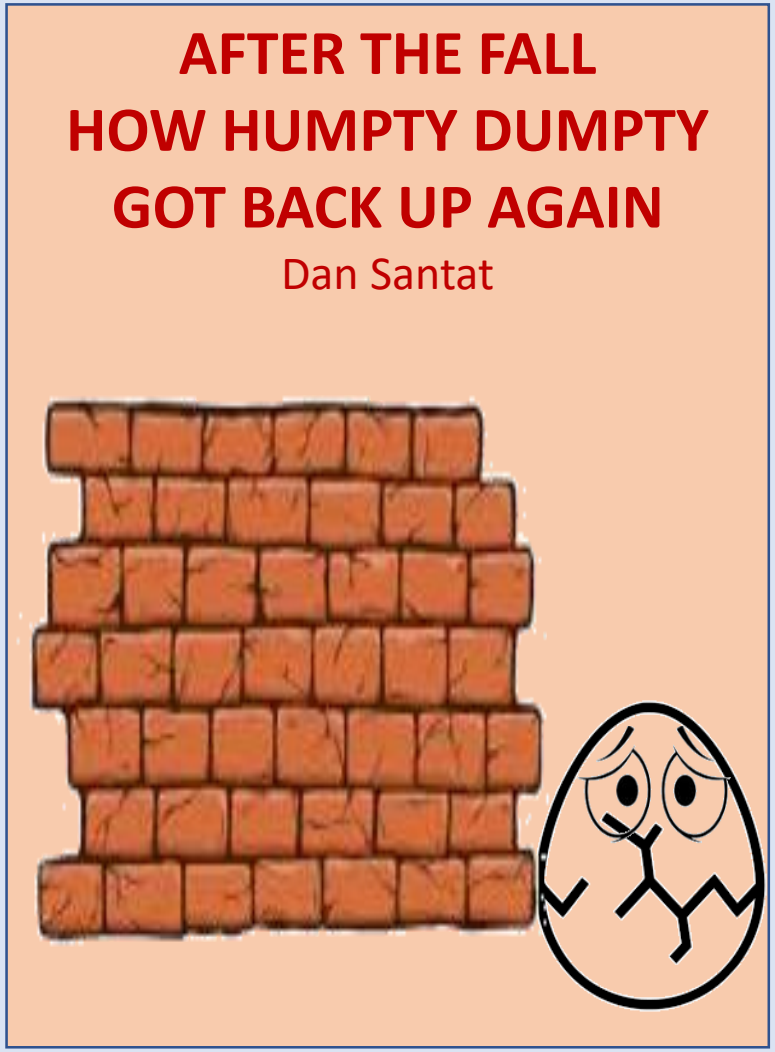

Target SEL competency

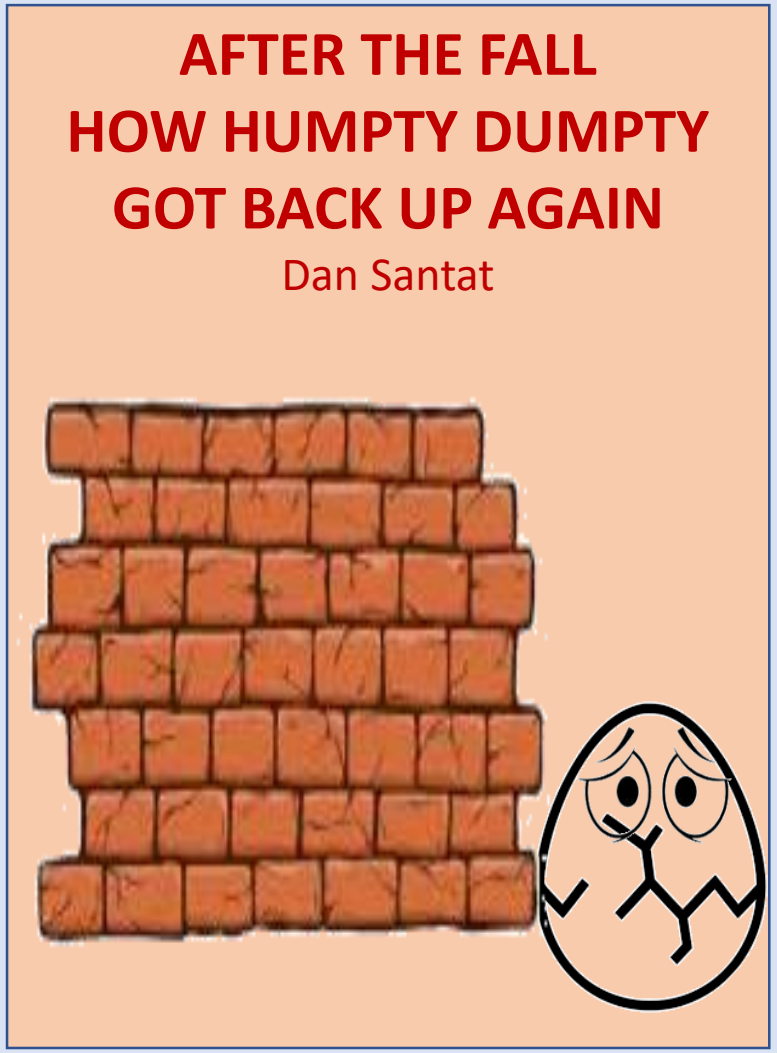

To **develop** a **healthy identity**
Recognising **emotions**, **strengths** & **challenges**

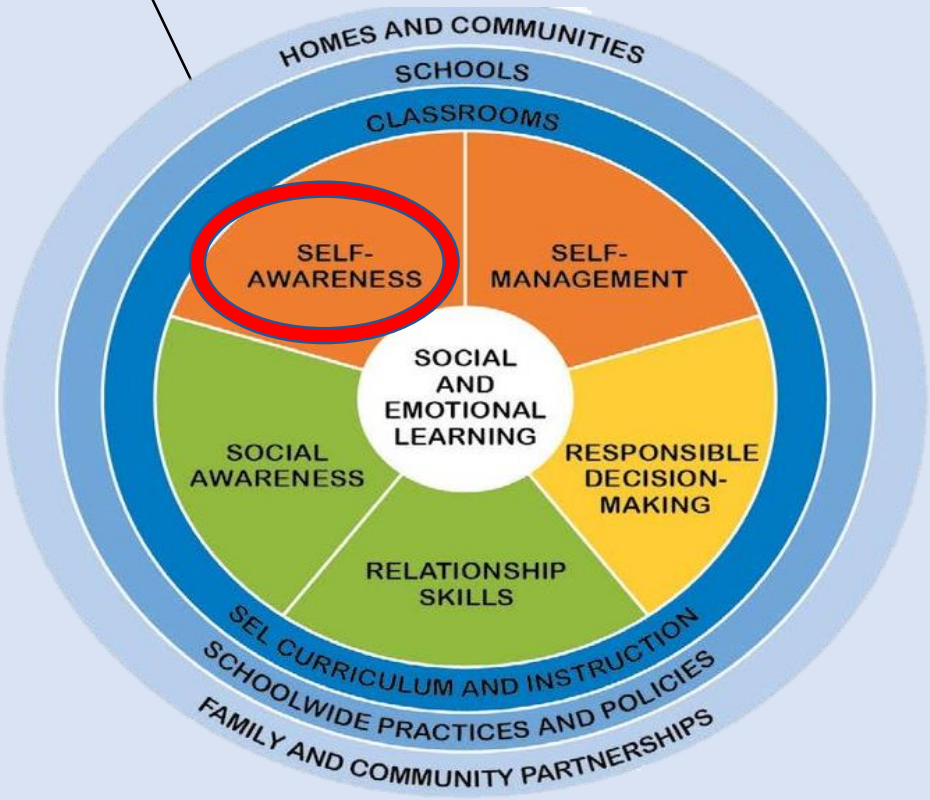

https://casel.org/fundamentals-of-sel/what-is-the-casel-framework/

Fixed vs Growth Mindset



Selected aspects of Growth Mindset

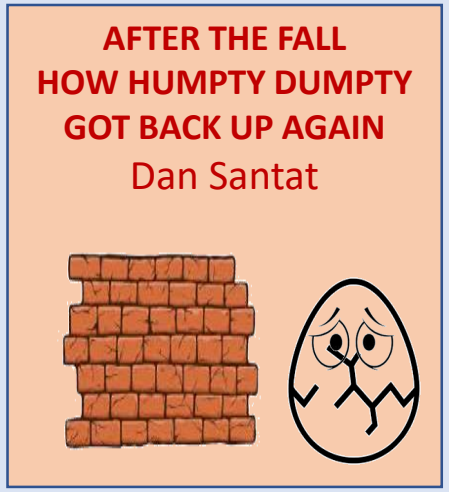

Mistakes

How to handle mistakes and learn from them

Practice

Strive to keep practising (keep trying)

Effort

Understand that effort can make the difference

Challenge

Challenges can be overcome

SELebrate Growth in Mindset & Skill Set...



by scaffolding reading...

..so students are able to forge connections and respond to Humpty Dumpty

The lesson planning was centered on growing a mindset and set of skills.

Using a number of different scaffolding techniques

Through these techniques, students were able to connect with and respond to the character

SELebrate Growth in Mindset & Skill Set..



..so students are able to forge connections and respond to Humpty Dumpty

The lesson planning was centered on growing a mindset and set of skills.

Using a number of different scaffolding techniques

Through these techniques, students were able to connect with and respond to the character.

How can we bring SEL focuses into the students' minds?

Identifying teachable moments…

To initiate SEL discussion

To model SEL competency

To facilitate self-reflection

To apply SEL skills

How can we bring SEL focuses into the students' minds?

Initiate SEL discussions with reference to the story character



Observe characters modelling SEL competency in story context



How can we bring SEL focuses into the students' minds?



Observe application of aspects of
Growth Mindset in a different context

Apply aspects of
Growth Mindset in students' personal contexts

Give up vs Keep trying
Climbing the wall

Give up vs Keep trying
Doing lots of homework

Give up vs Keep trying
Tidying the bedroom

How can we bring SEL focuses into the students' minds?

To model SEL competency

Teacher sharing and modeling aspects of Growth Mindset in his personal context

How can we bring SEL focuses into the students' minds?

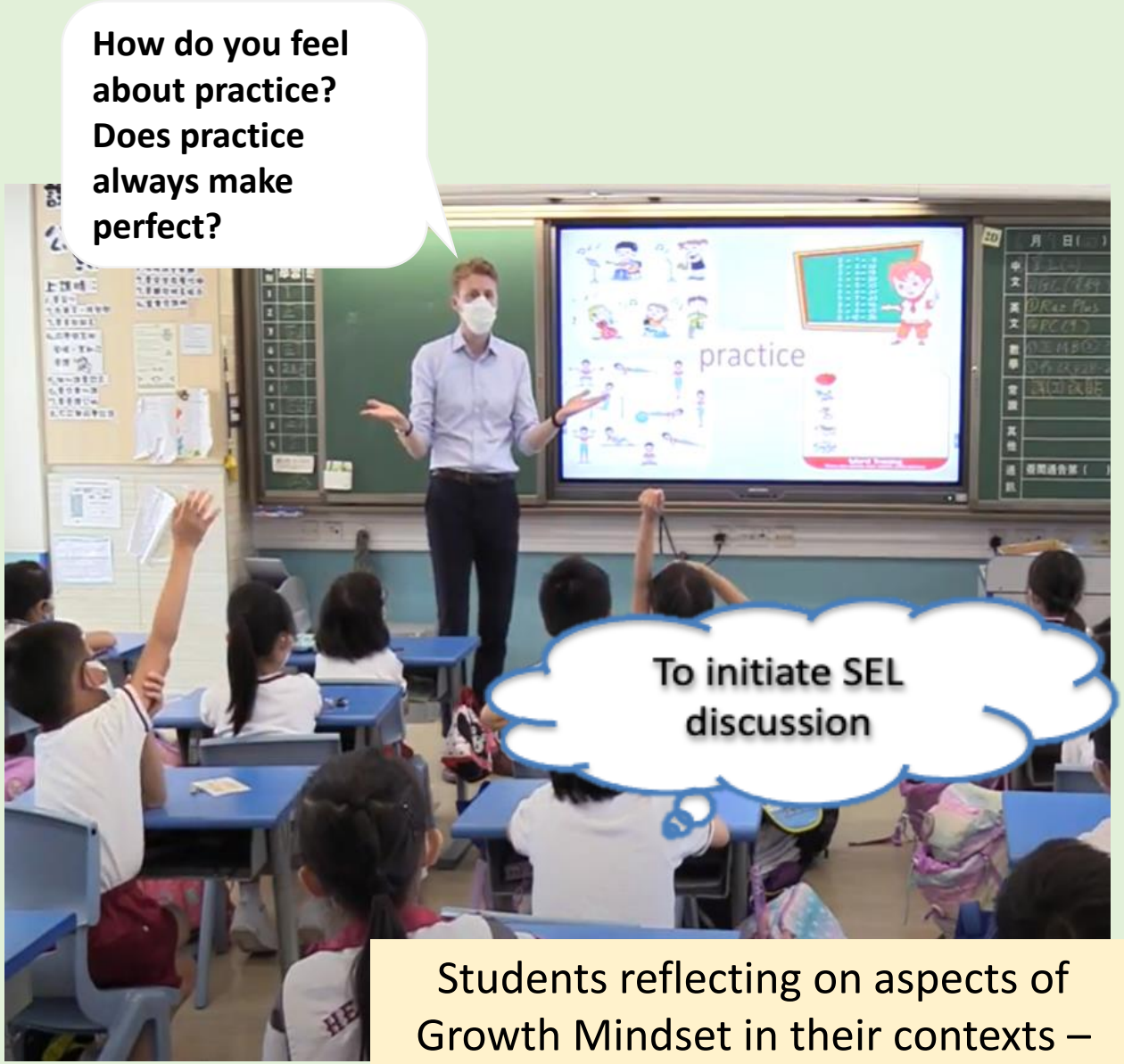

Students reflecting on aspects of Growth Mindset in their contexts – Practice makes Progress

How can we bring SEL focuses into the students' minds?

To apply SEL skills

Practice can be difficult!

How can we bring SEL focuses into the students' minds?

Identifying teachable moments...

To initiate SEL discussion

To model SEL competency

To facilitate self-reflection

To apply SEL skills

Growth Mindset

Mistakes

How to handle mistakes and learn from them

Effort

Understand that effort can make the difference

Practise

Strive to keep practicing (keep trying)

Challenge

Challenges can be overcome

Scaffolding reading and responses

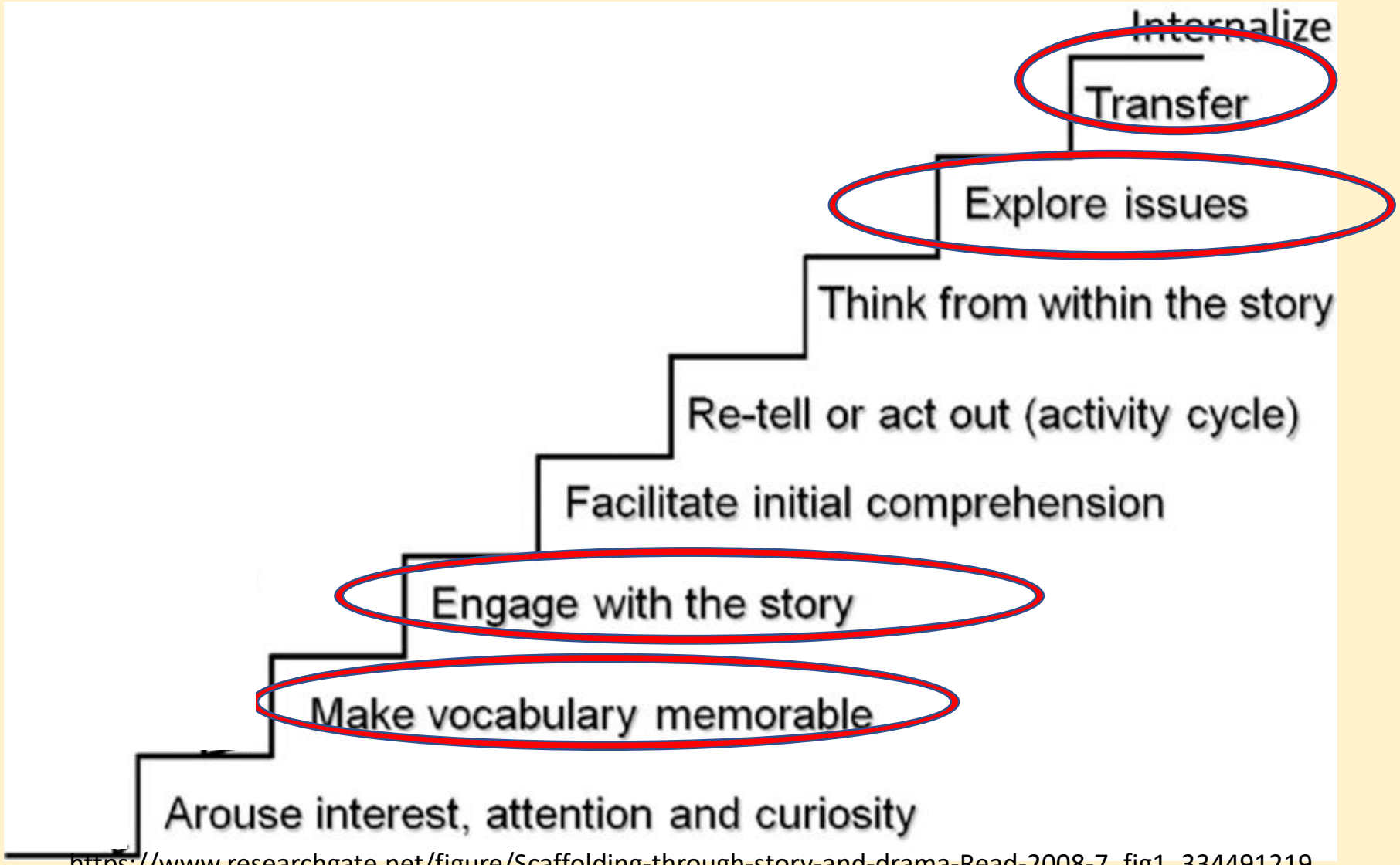

https://www.researchgate.net/figure/Scaffolding-through-story-and-drama-Read-2008-7_fig1_334491219

How can we scaffold student's reading and responses?

Making vocabulary memorable

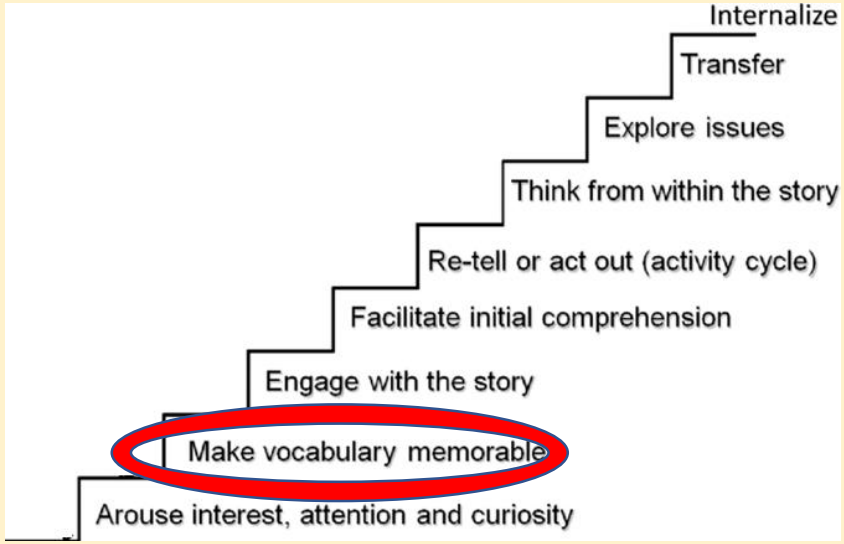

Actions for vocabulary

Vocabulary in context

https://www.researchgate.net/figure/Scaffolding-through-story-and-drama-Read-2008-7_fig1_334491219

How can we scaffold student's reading and responses?

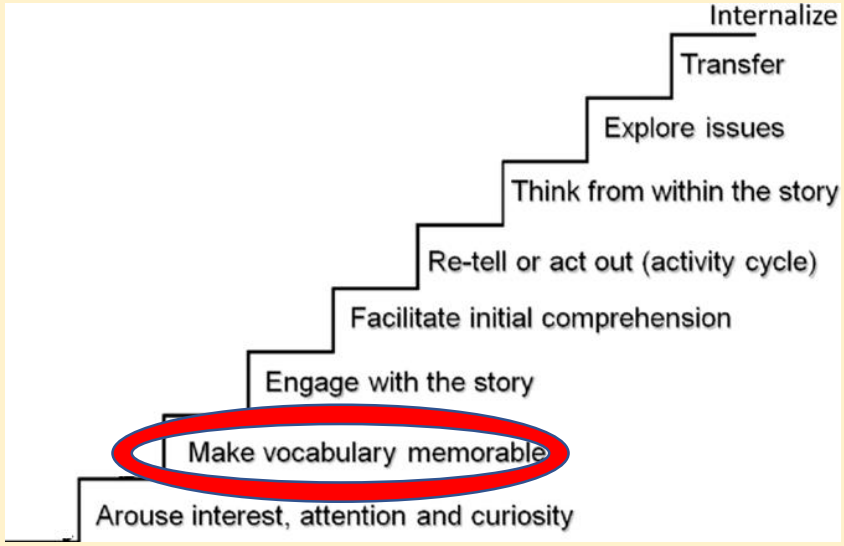

https://www.researchgate.net/figure/Scaffolding-through-story-and-drama-Read-2008-7_fig1_334491219

How can we scaffold student's reading and responses?

Engage with the story

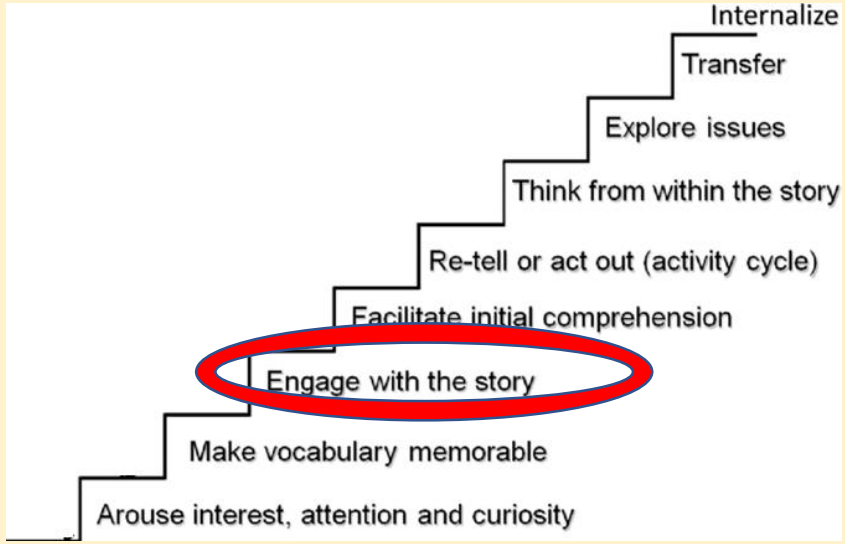

https://www.researchgate.net/figure/Scaffolding-through-story-and-drama-Read-2008-7_fig1_334491219

How can we scaffold student's reading and responses?

Explore issues

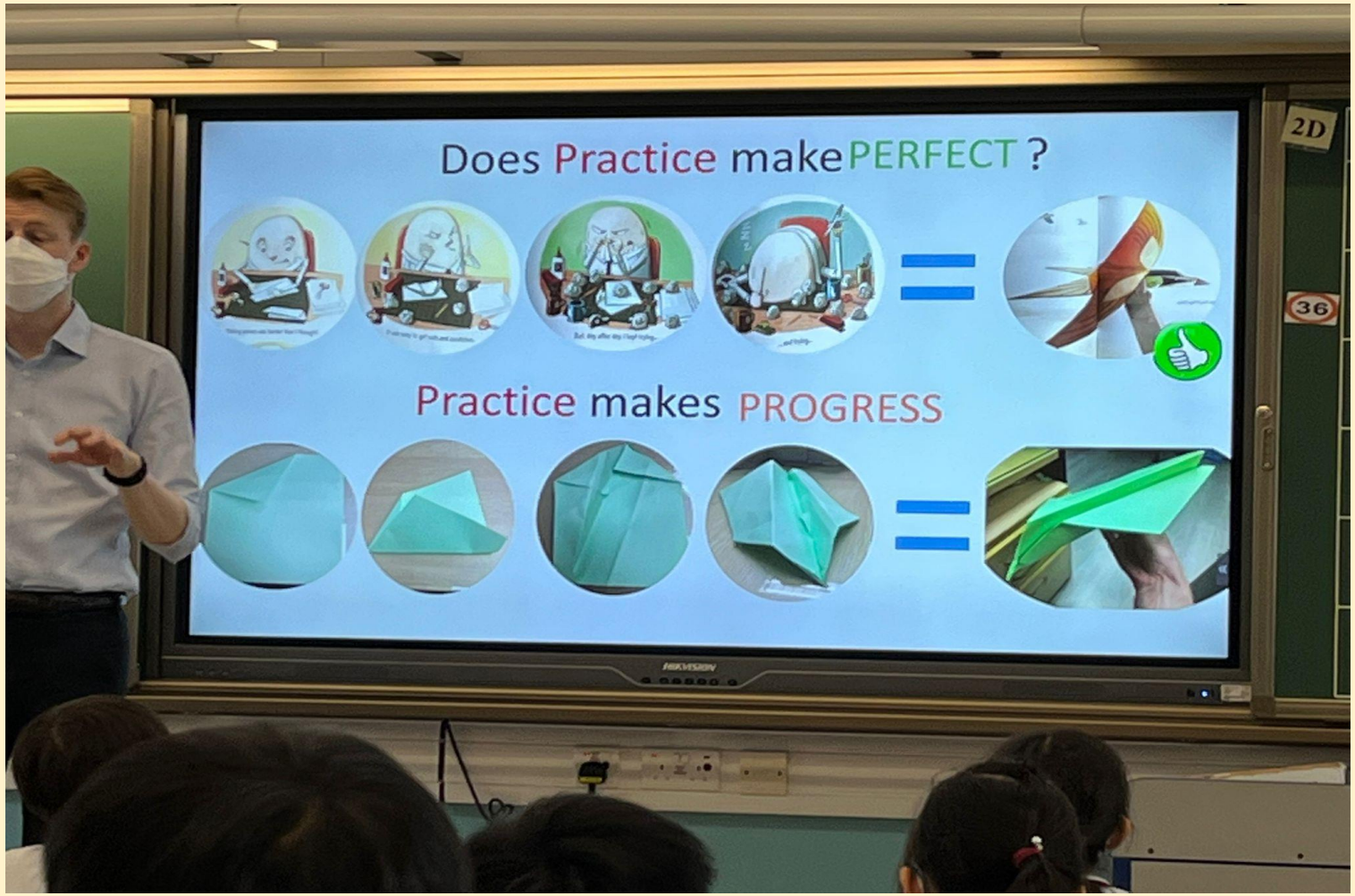

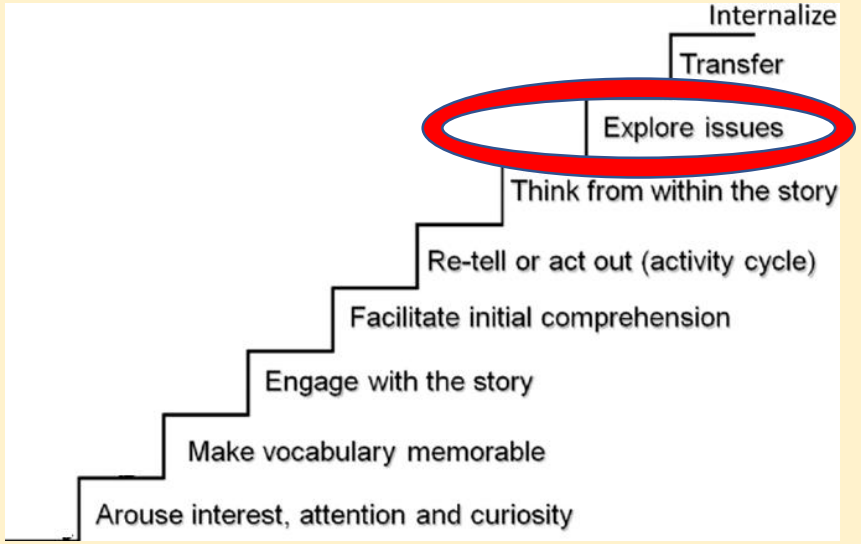

https://www.researchgate.net/figure/Scaffolding-through-story-and-drama-Read-2008-7_fig1_334491219

How can we scaffold student's reading and responses?

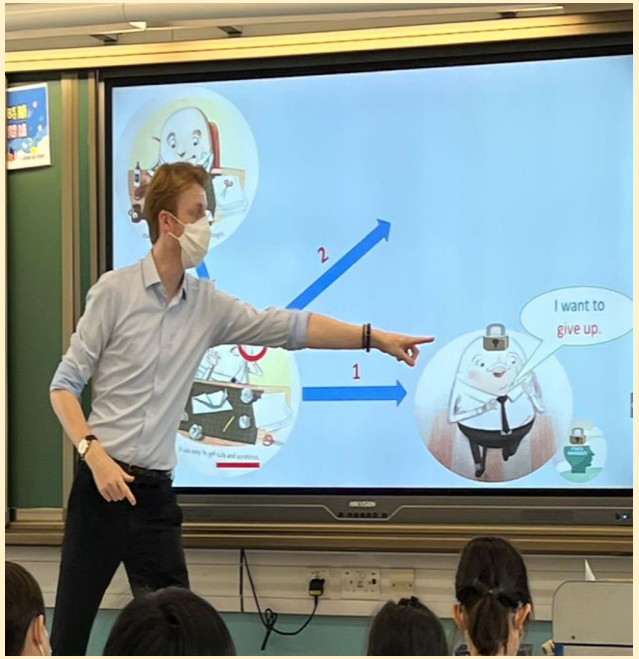

Transfer



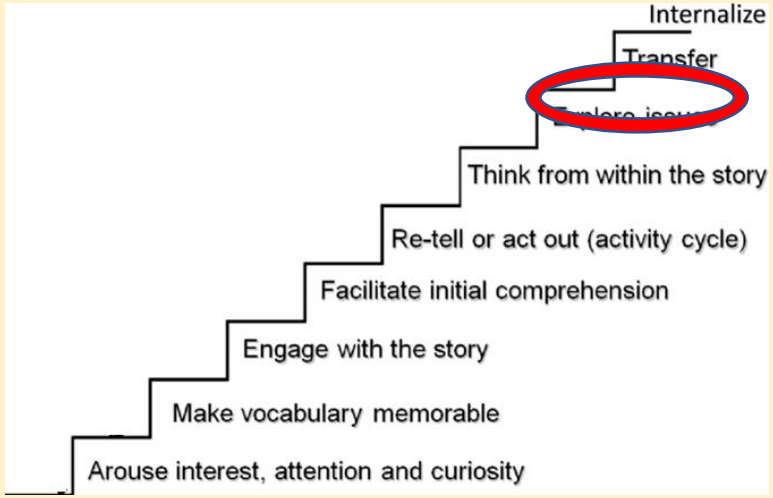

https://www.researchgate.net/figure/Scaffolding-through-story-and-drama-Read-2008-7_fig1_334491219

Blending literacy and SEL

Blending Literacy with SEL

- Use Characters – characterization
- Use of setting – location, time period, circumstances, ethnic details
- Use of Plot – plot points (events, complication, climax)
- Use of conflict vs resolution
- Use of point of view
- Use of themes

https://casel.org/fundamentals-of-sel/what-is-the-casel-framework/

Blending literacy and SEL

Using characters (characterisation)

C.C.C Heep Woh Primary School (CSW)

(Social and Emotional Learning)

After the Fall

Fixed Mindset **Growth Mindset**

Name: _____ ( )

Class: P.2___

Let's step on the journey of

how Humpty Dumpty got back up again –

Fixed Mindset VS Growth Mindset

Where do mistakes take you?

Practice makes progress

Effort makes a difference

My challenge-o-meter

P.1

Blending Literacy with SEL

- Use Characters – characterization
- Use of setting – location, time period, circumstances, ethnic details
- Use of Plot – plot points (events, complication, climax)
- Use of conflict vs resolution
- Use of point of view
- Use of themes

https://casel.org/fundamentals-of-sel/what-is-the-casel-framework/

Blending literacy and SEL

Using characters (characterisation)

Worksheet 1- Where do mistakes take you?

1.1 Please read P. 4-8 and answer the following question: What did mistakes mean to Humpty Dumpty?

Page	Humpty Dumpty's thoughts about mistakes.
4	Mistakes are _____ to fix.
5-6	I am so _____ of mistakes.
7-8	I could never do it. I should try to _____ mistakes.

1.2 Everyone makes mistakes. What mistakes have you made before? Put a tick in the box(es).

P.2

Worksheet 2- Practice makes progress

2.1 Instead of flying himself, Humpty Dumpty tried a different way and made a _____ _____ to fly.

2.2 Please read P. 11-16 and complete the F.A.T. chart of Humpty Dumpty.

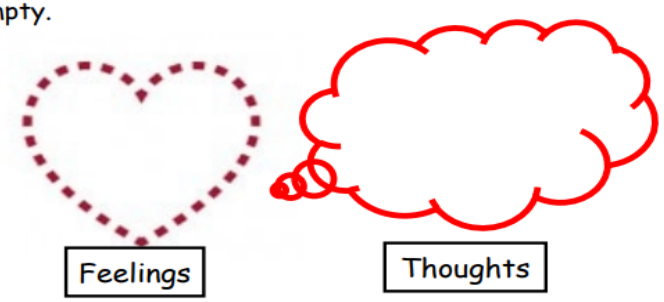

Growth Mindset Rule 2:
Let me try a different way to practice.

P.4

Blending Literacy with SEL

- Use Characters – characterization
- Use of setting – location, time period, circumstances, ethnic details
- Use of Plot – plot points (events, complication, climax)
- Use of conflict vs resolution
- Use of point of view
- Use of themes

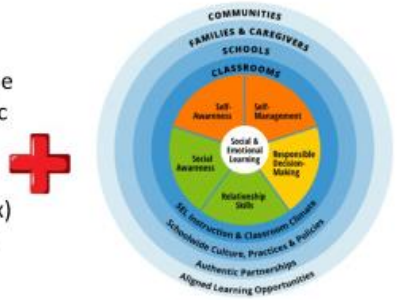

https://casel.org/fundamentals-of-sel/what-is-the-casel-framework/

Blending literacy and SEL

Using characters (characterisation)

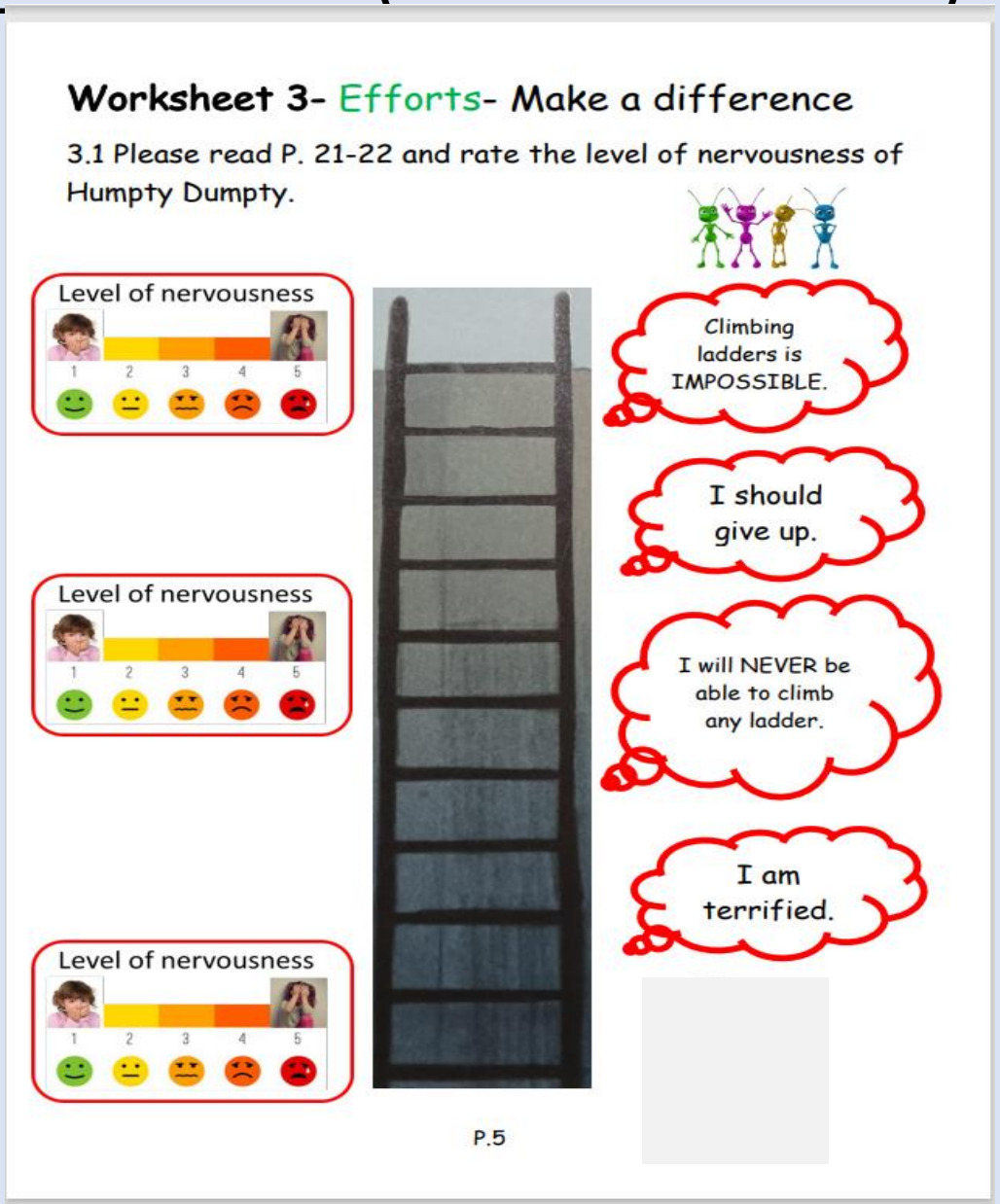

Worksheet 3- Efforts- Make a difference

3.1 Please read P. 21-22 and rate the level of nervousness of Humpty Dumpty.

Level of nervousness

1 2 3 4 5

Level of nervousness

1 2 3 4 5

Level of nervousness

1 2 3 4 5

Climbing ladders is IMPOSSIBLE.

I should give up.

I will NEVER be able to climb any ladder.

I am terrified.

P.5

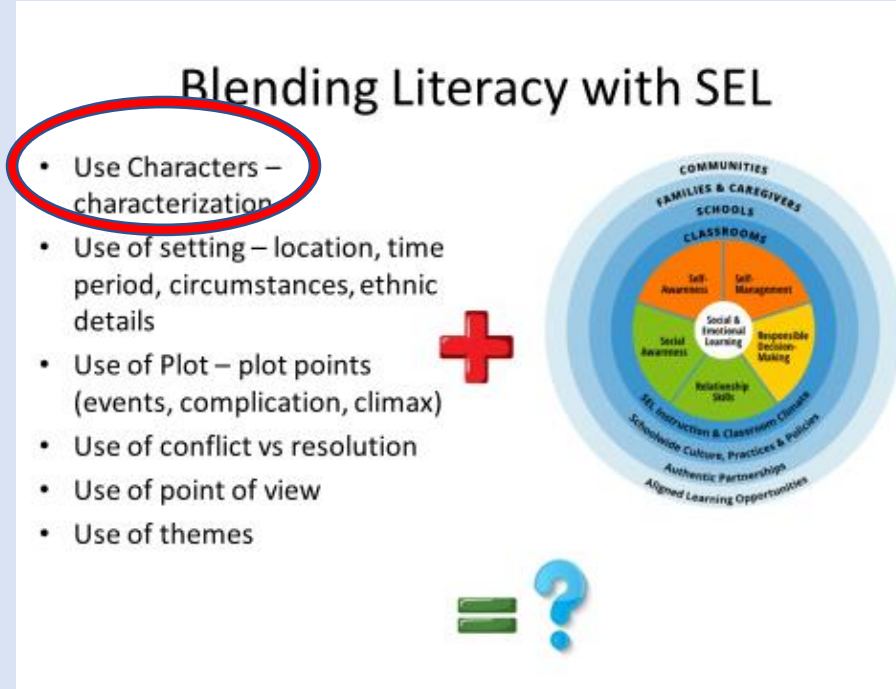

https://casel.org/fundamentals-of-sel/what-is-the-casel-framework/

Blending literacy and SEL

Using characters (characterisation)

Worksheet 4: My challenge-o-meter

4.1 Please read P. 21 to find out Humpty Dumpty's Growth Mindset for challenge and P.27 to 32 to complete his pathway to success.

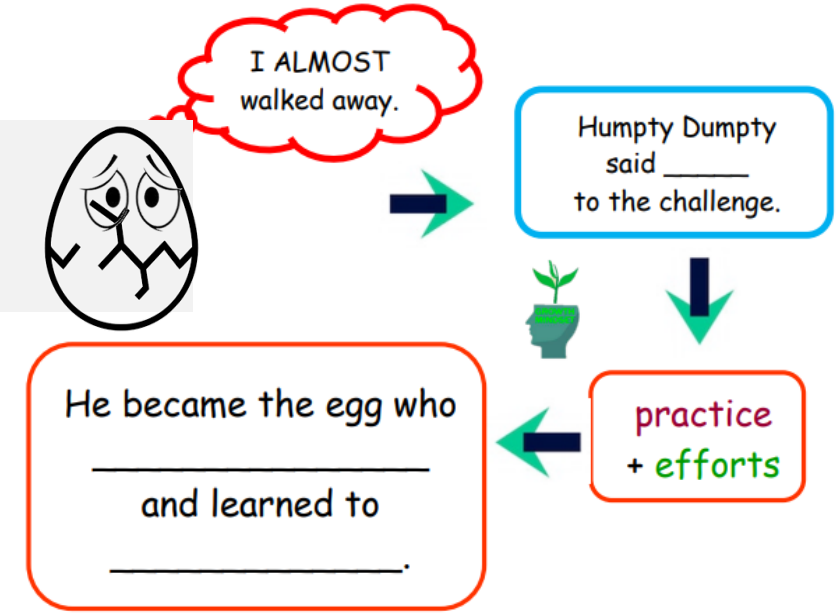

Growth Mindset Rule 4:
Say yes to challenges and grow more.

P.7

4.2 How difficult is each challenge? Draw an arrow to show.
Use a Growth Mindset rule to overcome a challenge

Challenge 1: Rock climbing
Growth Mindset _____

VERY EASY | EASY | OK | DIFFICULT | VERY DIFFICULT

Challenge 2: Make paper flowers
Growth Mindset _____

VERY EASY | EASY | OK | DIFFICULT | VERY DIFFICULT

Challenge 3: Do lots of Math sums
Growth Mindset _____

544+66=	610	✓
765+41=	805	✓
298+67=		
654+89=		

VERY EASY | EASY | OK | DIFFICULT | VERY DIFFICULT

Challenge 4: _____
Growth Mindset _____

VERY EASY | EASY | OK | DIFFICULT | VERY DIFFICULT

P.8

Blending Literacy with SEL

- Use Characters – characterization
- Use of setting – location, time period, circumstances, ethnic details

Use of Plot – plot points (events, complication, climax)

Use of conflict vs resolution

Use of point of view

Use of themes

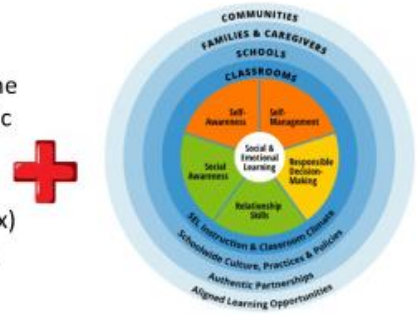

Blending literacy and SEL

Using characters (characterisation)

Worksheet 2- Practice makes progress

2.1 Instead of flying himself, Humpty Dumpty tried a different way and made a _____ _____ to fly.

2.2 Please read P. 11-16 and complete the F.A.T. chart of Humpty Dumpty.

Fixed Mindset

Feelings

Thoughts

Actions

Growth Mindset

Growth Mindset Rule 2:
Let me try a different way to practice.

P.4

Blending Literacy with SEL

Use Characters characterization

- Use of setting – location, time period, circumstances, ethnic details
- Use of Plot – plot points (events, complication, climax)
- Use of conflict vs resolution
- Use of point of view
- Use of themes

Practice



Finish



struggle → *accomplishment*

Blending literacy and SEL

Use of Plot – plot points (events)



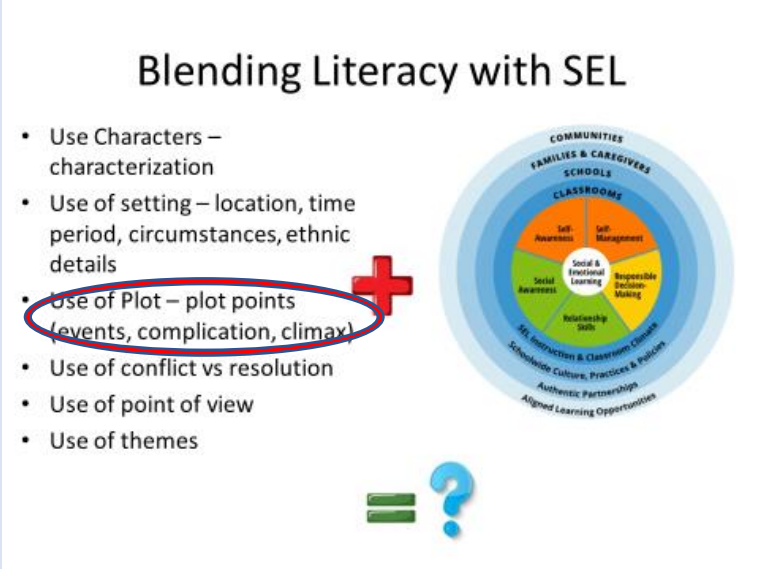

Mistakes

Growth Mindset

Practice

Effort

Challenge

Blending literacy and SEL

Use of conflict vs resolution

Journey to a growth mindset



"The higher I got, the more nervous I felt. I didn't want to admit it: I was terrified."

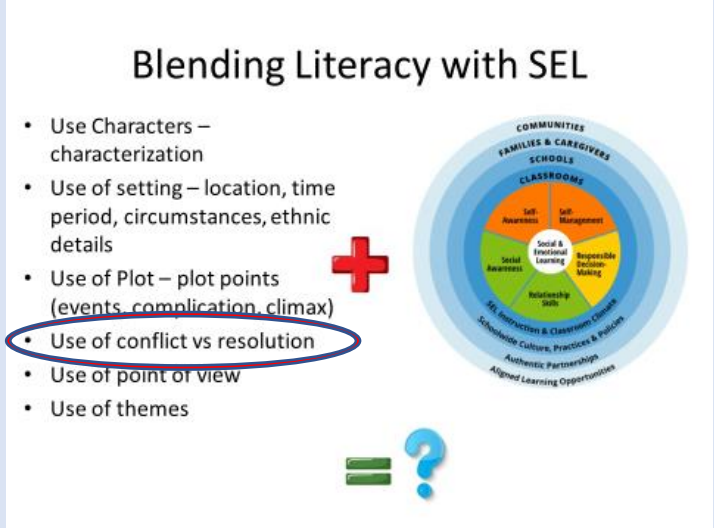

Journey to a growth mindset



Introduced SEL

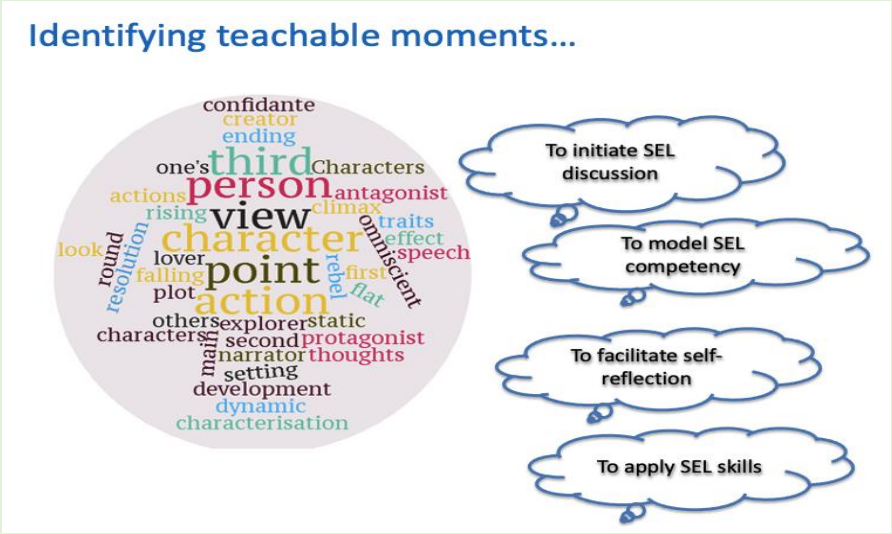

Scaffolding reading and responses

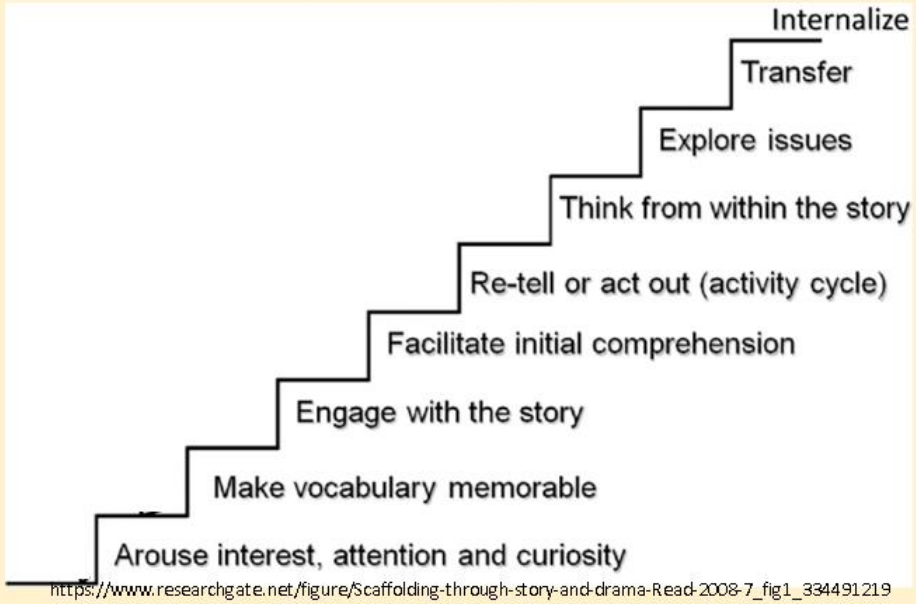

https://www.researchgate.net/figure/Scaffolding-through-story-and-drama-Read-2008-7_fig1_334491219

Blending Literacy with SEL

- Use Characters – characterization
- Use of setting – location, time period, circumstances, ethnic details
- Use of Plot – plot points (events, complication, climax)
- Use of conflict vs resolution
- Use of point of view
- Use of themes

https://casel.org/fundamentals-of-sel/what-is-the-casel-framework/

Challenge

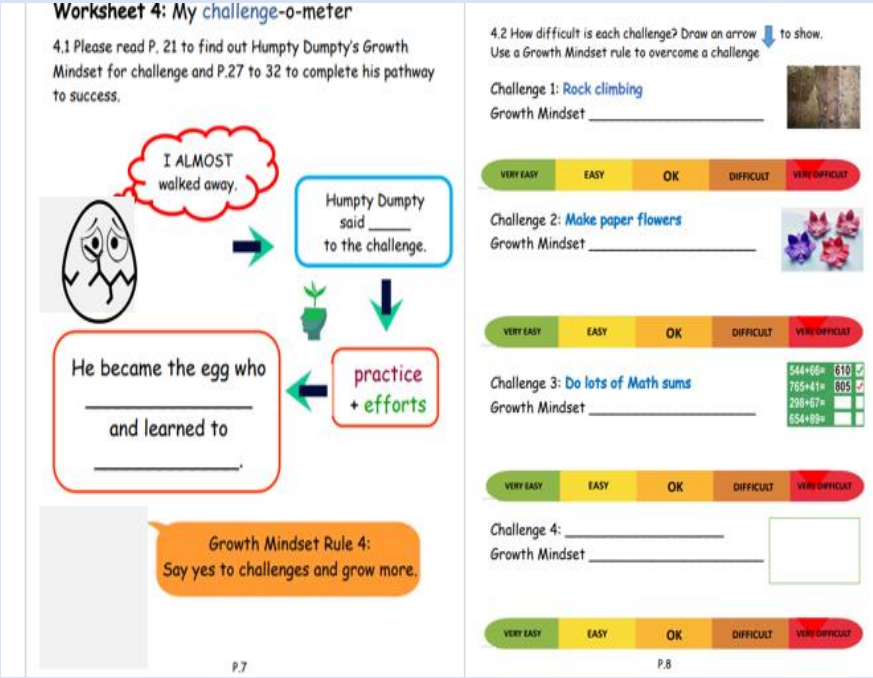

Worksheet 4: My challenge-o-meter

4.1 Please read P. 21 to find out Humpty Dumpty's Growth Mindset for challenge and P.27 to 32 to complete his pathway to success.

I ALMOST walked away.

Humpty Dumpty said _____ to the challenge.

practice + efforts

He became the egg who _____ and learned to _____.

Growth Mindset Rule 4: Say yes to challenges and grow more.

P.7

4.2 How difficult is each challenge? Draw an arrow ↓ to show. Use a Growth Mindset rule to overcome a challenge

Challenge 1: Rock climbing
Growth Mindset _____

VERY EASY | EASY | OK | DIFFICULT | VERY DIFFICULT

Challenge 2: Make paper flowers
Growth Mindset _____

VERY EASY | EASY | OK | DIFFICULT | VERY DIFFICULT

Challenge 3: Do lots of Math sums
Growth Mindset _____

544+66= 610 ✓
765+41= 805 ✓
298+67=
654+89=

VERY EASY | EASY | OK | DIFFICULT | VERY DIFFICULT

Challenge 4: _____
Growth Mindset _____

VERY EASY | EASY | OK | DIFFICULT | VERY DIFFICULT

P.8

Post project questionnaires

Thank you!