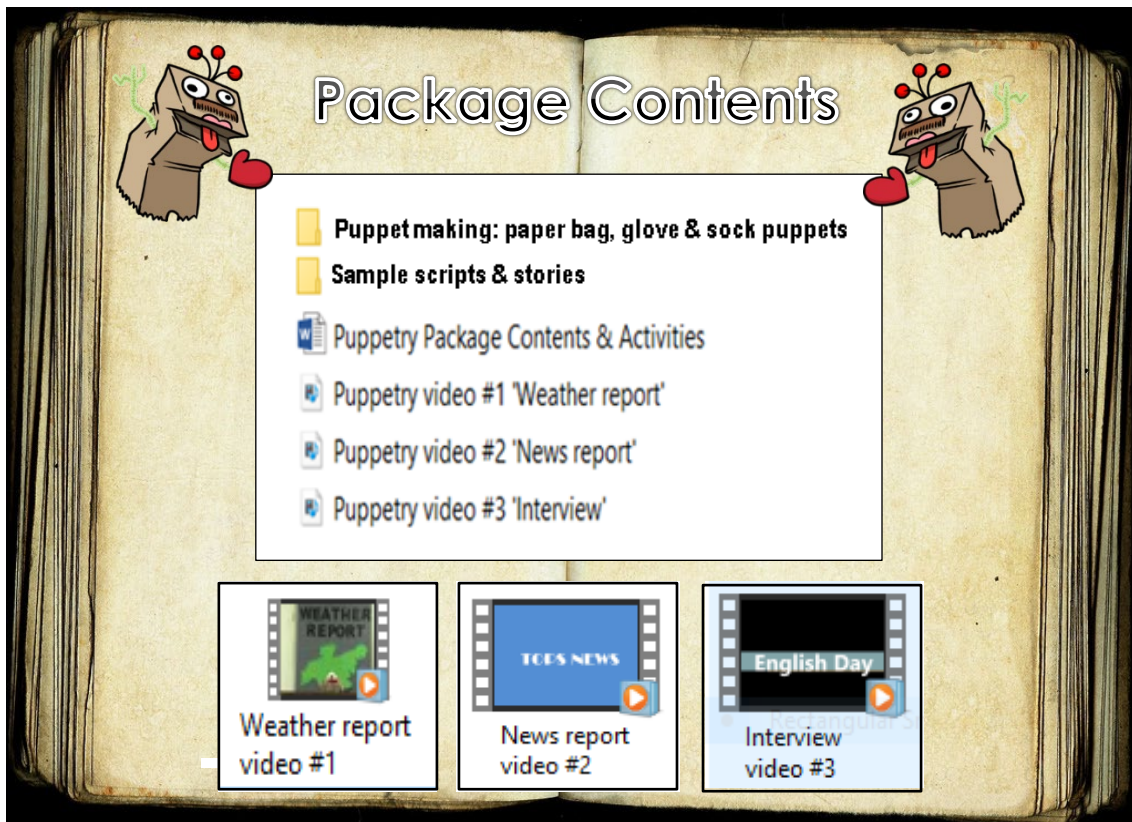


School-based Puppetry Package




Suggested teaching steps:

1. Students choose from **three puppets** including:
A paper bag puppet, glove puppet or sock puppet to support their scripts and performances.
2. Students learn **English language skills** through sample videos and scripts (provided) or choose from various themes in their textbook units.
3. Students can learn a variety of **puppetry skills** through the Instructional Video: 'P.O.W.E.R.S. of Puppetry' and videos of outstanding puppetry techniques by past competition winners on the e-Platform.


Activity 1: Weather report (schedule 2-3 weeks)

1. **Watch** the puppetry video #1 'Weather report'

 Puppetry video #1 'Weather report'



2. **Make** a paper bag puppet

 How to make a paper bag puppet



3. **Write** a weather report script


4. **Perform** a weather report puppetry show

5.  Sample puppetry stories and scripts

Extended activity

Activity 2: News report (schedule 2-3 weeks)

1. **Watch** the puppetry video #2 'News report'

 Puppetry video #2 'News report'



2. **Make** a glove puppet

 How to make a glove puppet



3. **Write** a news report script


4. **Perform** a news report puppetry show

5.  Sample puppetry stories and scripts

Extended activity

Activity 3: Interview (schedule 2-3 weeks)

1. **Watch** the puppetry video #3 'Interview'

 Puppetry video #3 'Interview'

2. **Make** a sock puppet

 How to make a sock puppet

3. **Write** an interview script

4. **Perform** an interview puppetry show

5.  Sample puppetry stories and scripts

Extended activity



Visit the NET Section **e-Platform** for more information

**Puppetry for Primary Schools,
NET Section, EDB**

Link to e-platform

[https://nets.edb.hkedcity.net/
page.php?p=406](https://nets.edb.hkedcity.net/page.php?p=406)





**KEEP
CALM
AND
PUPPET
ON**